



# EASY4DIGIT

## Sistema Europeo de Agricultura para Tecnologías Digitales

### Tutorial del curso



Co-funded by  
the European Union

2022-1-TR01-KA220-VET-000088376

# e-learning Platform

## « Introduction

La agricultura digital tiene el potencial de revolucionar la agricultura y aportar importantes beneficios a los agricultores y a la sociedad en general, ya que necesitamos nuevas formas de cultivar más alimentos de forma más sostenible, pero existen obstáculos que limitan en términos de tiempo, inversiones y eficacia el despegue de las nuevas tecnologías digitales en la agricultura. En concreto, significa aplicar nuevas tecnologías y soluciones innovadoras, como la ciencia de datos, sensores avanzados en el campo y drones voladores, canales de comunicación digital y automatización en el campo a partir de un sistema de decisión profundo y bien desarrollado que respalde una planificación y gestión correctas, prácticas y sostenibles.

La misión del proyecto Erasmus+ KA220 EASY4DIGIT VET se centra principalmente en reducir la brecha existente de competencias específicas en educación digital que apoyan los sistemas de apoyo a la toma de decisiones (DSS) y abordar la falta de conocimientos e información dedicados a los agricultores jóvenes y adultos como usuarios finales y formadores como categoría intermedia. El proyecto tiene como objetivo mejorar la capacidad profesional de los AKIS en el sector específico de la agricultura digital y el uso de todas las tecnologías, software, maquinaria e implementos disponibles, mejorando la sostenibilidad, la seguridad y la competitividad de la agricultura europea.

## e-learning Platform « Introduction

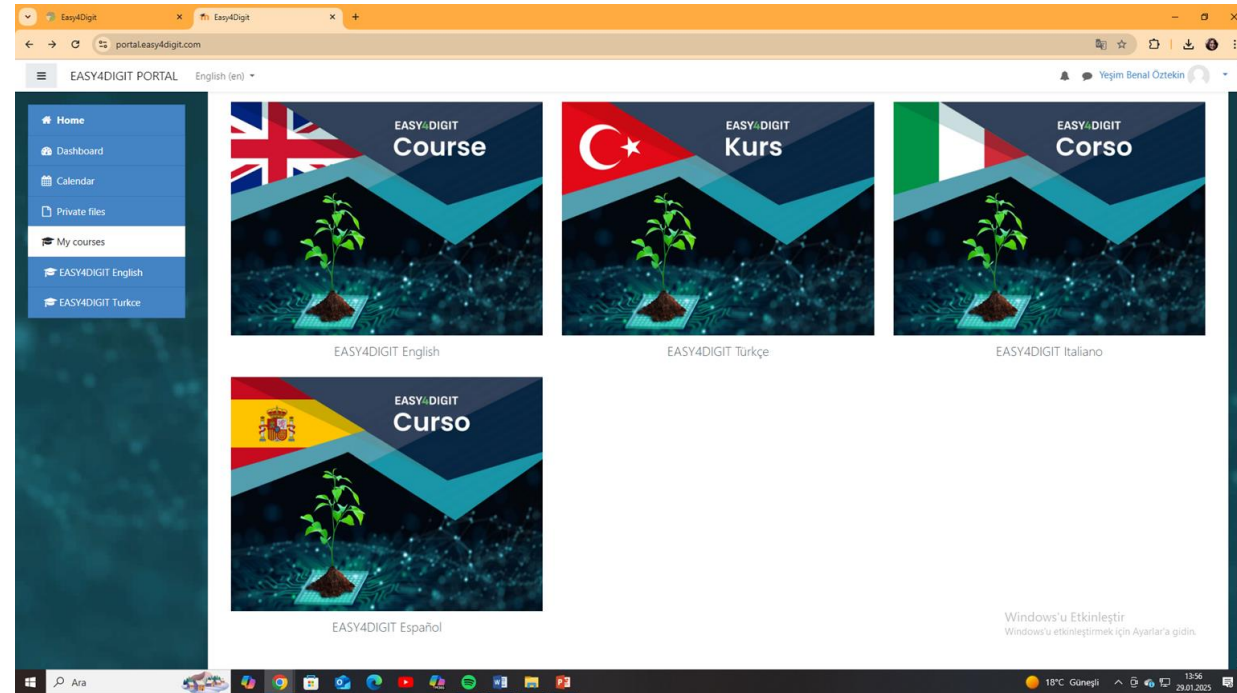
Los principales usuarios objetivo de la plataforma de aprendizaje electrónico son:

- ✓ agricultores, gerentes de granjas
- ✓ agrónomos y servicios de asesoramiento agrícola
- ✓ estudiantes de facultades técnicas y vocacionales y universidades de agricultura, ingenieros agrícolas
- ✓ fabricantes y responsables políticos y de la toma de decisiones.



# e-learning Platform « Introduction

La plataforma de aprendizaje electrónico contiene cursos en los siguientes idiomas: EN / TR / IT / ES





# e-learning Platform « Introduction

Los cursos de aprendizaje en línea se componen de 3 partes principales:

- Informe transnacional
- Casos de estudio
- Módulos

# EASY4DIGIT e-learning Platform

## Módulo 1

Apoyo a la comunicación en el proceso de toma de decisiones para la agricultura digital

## Módulo 2

Soluciones inteligentes para cadenas de agroalimentarias innovadoras, sostenibles y seguras

## Módulo 3

Modelo de difusión de buenas prácticas para la educación digital, el bajo impacto y la economía circular en el sector agroalimentario

# e-learning Platform

## ««¿Cómo acceder al curso?»

La plataforma de aprendizaje electrónico EASY4DIGIT está disponible en:

[www.https://easy4digit.com/e-learning-platform/](https://easy4digit.com/e-learning-platform/)

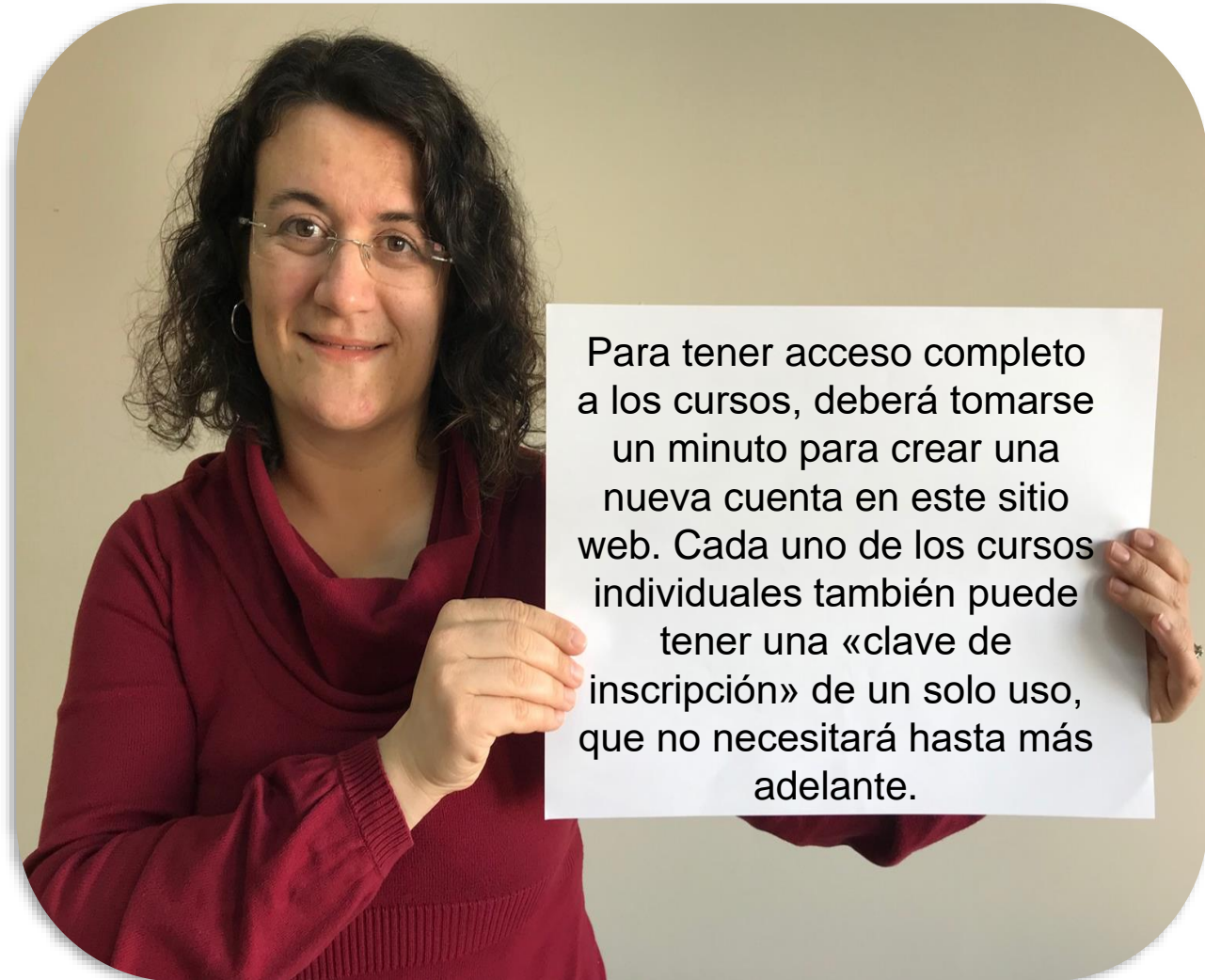
Está creada con Moodle.

Para inscribirse en el curso, el estudiante debe registrarse primero.



# e-learning Platform

## ««¿Cómo acceder al curso?»



## e-learning Platform «¿Cómo acceder al curso?»

Haga clic en el botón  
«e-learning»

The screenshot shows a web browser window displaying the EASY4DIGIT website. The browser's address bar shows the URL 'easy4digit.com'. The website's navigation menu includes 'Home', 'About', 'Partners', 'News', 'Contact', and 'e-Learning'. A red arrow points to the 'e-Learning' menu item. The main content area features the text 'A digital revolution is coming to agriculture' and a 'Learn More' button. The website's logo and tagline 'Transforming European agriculture for a sustainable future.' are also visible. The browser's taskbar at the bottom shows various application icons and the system clock indicating 02:34 on 15.10.2024.

# e-learning Platform

## «¿Cómo acceder al curso?»

Haga clic en el botón  
«Nueva cuenta»

The screenshot shows a web browser window with the URL `portal.easy4digit.com/login/index.php`. The page features the Easy4Digit logo at the top. The login form contains the following elements:

- Username input field
- Password input field
- Remember username
- Log in button
- Forgotten your username or password? link
- Cookies must be enabled in your browser ? link

Below the login form, there is a section titled "Is this your first time here?" with the text "For full access to this site, you first need to create an account." and a "Create new account" button. A red arrow points to this button.

## e-learning Platform «¿Cómo acceder al curso?»

Rellene el formulario de  
«Nueva cuenta» con sus  
datos...

Easy4Digit

New account

portaleasy4digit.com/login/signup.php?

**EASY4DIGIT**

New account

Choose your username and password

Username

Password

More details

Email address

Email (again)

First name

Surname

City/town

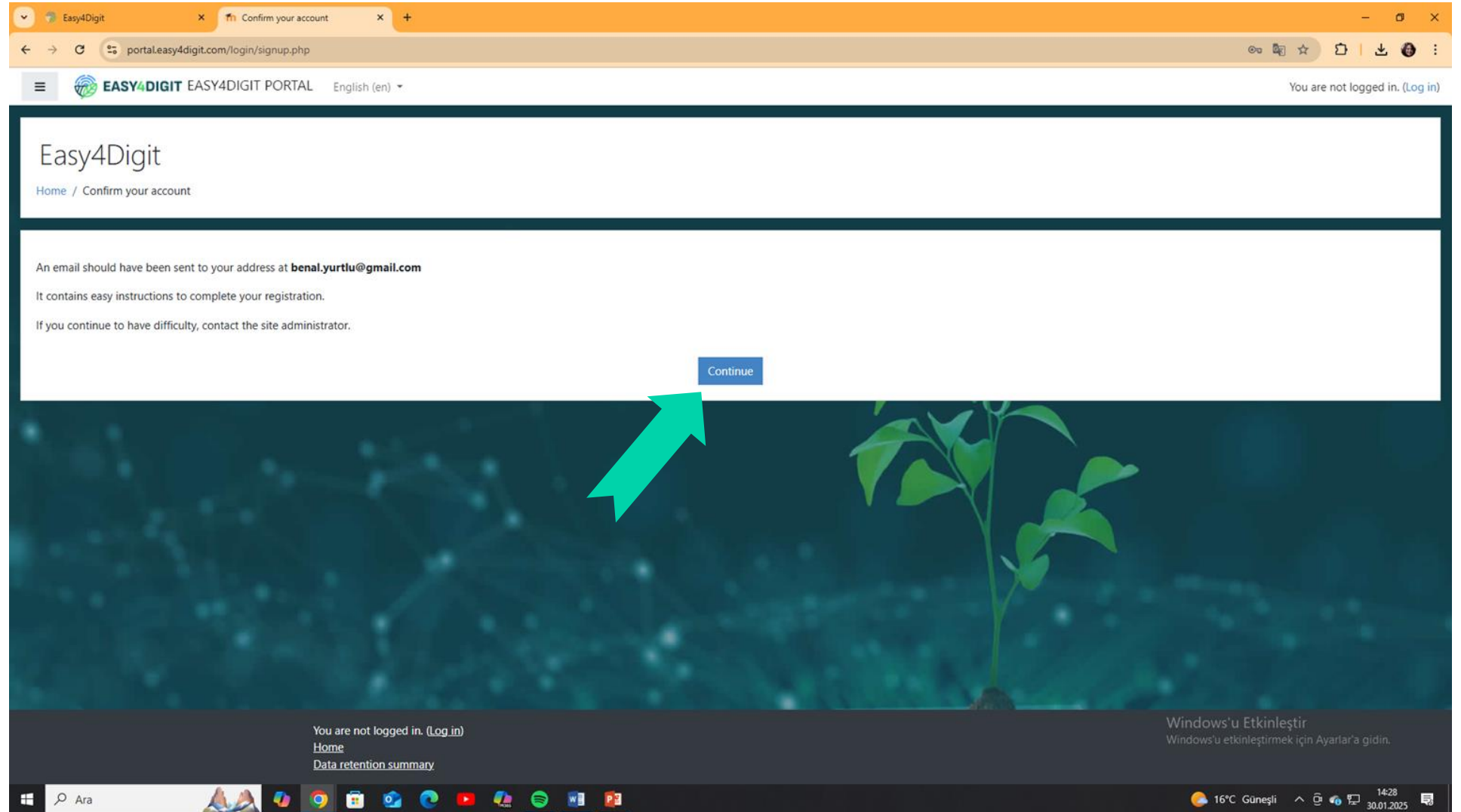
Country

Create my new account Cancel

There are required fields in marked

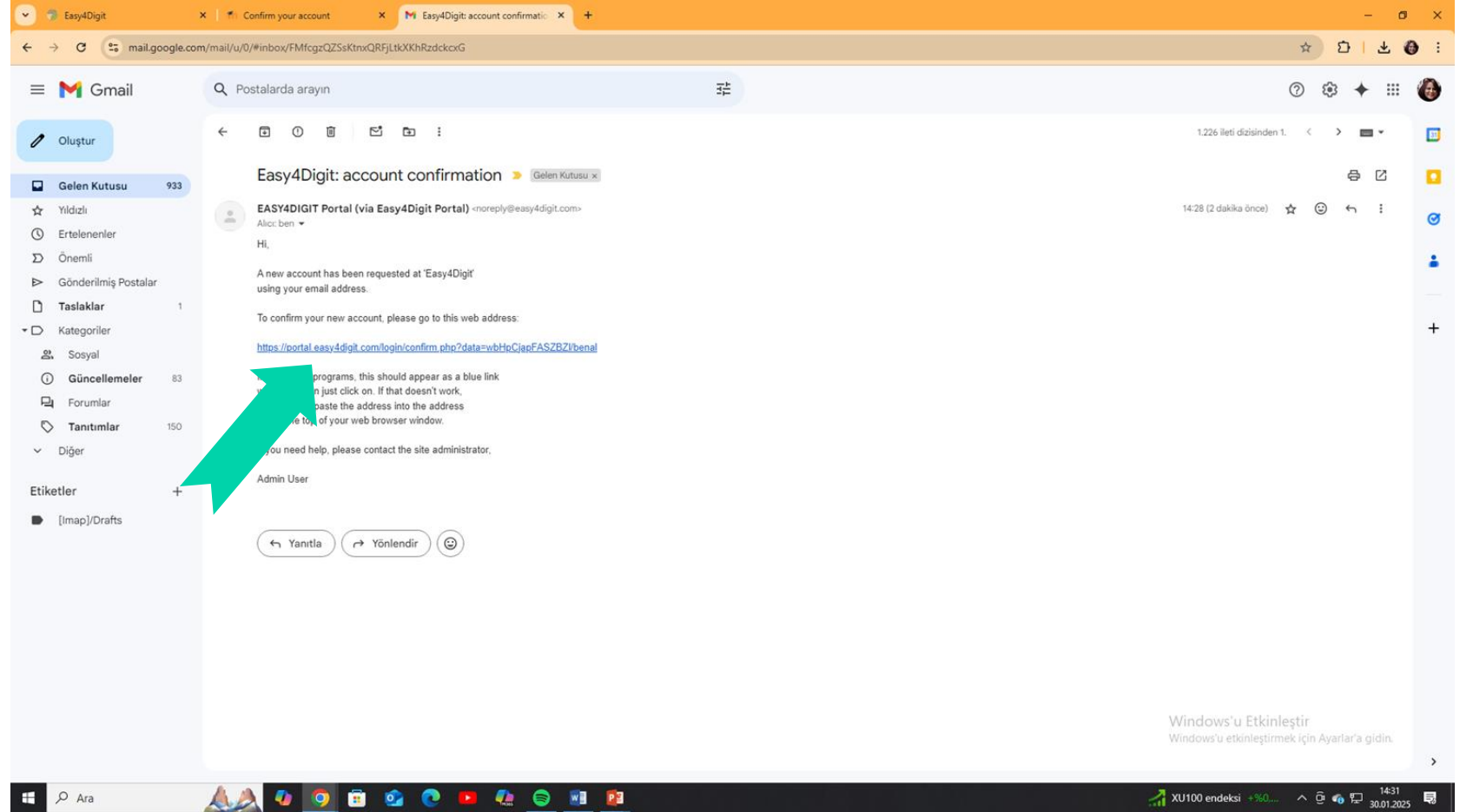
Haga clic en  
«Crear mi nueva  
cuenta»...

Se enviará un correo electrónico inmediatamente a la dirección de correo electrónico que ha proporcionado. Haga clic en Continuar...



# e-learning Platform «¿Cómo acceder al curso?»

Lea su correo electrónico y haga clic en el enlace web que contiene.



## e-learning Platform «¿Cómo acceder al curso?»

Se confirmará su cuenta y se iniciará sesión.

Ahora, puede seleccionar el curso en el que desea participar.



A screenshot of a web browser displaying the EASY4DIGIT portal. The browser's address bar shows 'portaleasy4digit.com'. The page has a dark blue sidebar on the left with navigation links: 'Ana sayfa', 'Kontrol paneli', 'Takvim', 'Kişisel dosyalar', 'Kurslarım', 'EASY4DIGIT English', and 'EASY4DIGIT Turkiye'. The main content area features the EASY4DIGIT logo and four course cards. Each card has a national flag at the top, a central image of a small green plant growing on a circuit board, and the text 'EASY4DIGIT' followed by the course name: 'Course' (UK), 'Kurs' (Turkey), 'Corso' (Italy), and 'Curso' (Spain). A large red arrow points to the 'EASY4DIGIT Kurs' card. At the bottom of the page, there is a Windows taskbar with the search bar, system tray, and date/time (14:33, 30.01.2025).

Ahora, debe seguir el procedimiento de autoinscripción. Puede hacer clic en «Inscribirme». Ahora puede acceder al curso completo.



A screenshot of a web browser showing the EASY4DIGIT English course enrollment page. The browser address bar shows 'portal.easy4digit.com/enrol/index.php?id=3'. The page has a dark blue sidebar with navigation links: 'EASY4DIGIT English', 'Home', 'Dashboard', 'Calendar', and 'Private files'. The main content area is titled 'EASY4DIGIT English' and shows the breadcrumb 'Home / Courses / EASY4DIGIT English / Enrol me in this course / Enrolment options'. Below this, there's a section for 'Enrolment options' with a sub-section for 'EASY4DIGIT English' featuring a graphic with a UK flag and a plant. Underneath, there's a 'Self enrolment (Student)' section with the text 'No enrolment key required.' and a blue 'Enrol me' button. A large green arrow points to the 'Enrol me' button. The Windows taskbar at the bottom shows the user is logged in as 'Yeşim Benal Öztekin' and the date is '30 Ocak 2025 Perşembe'.

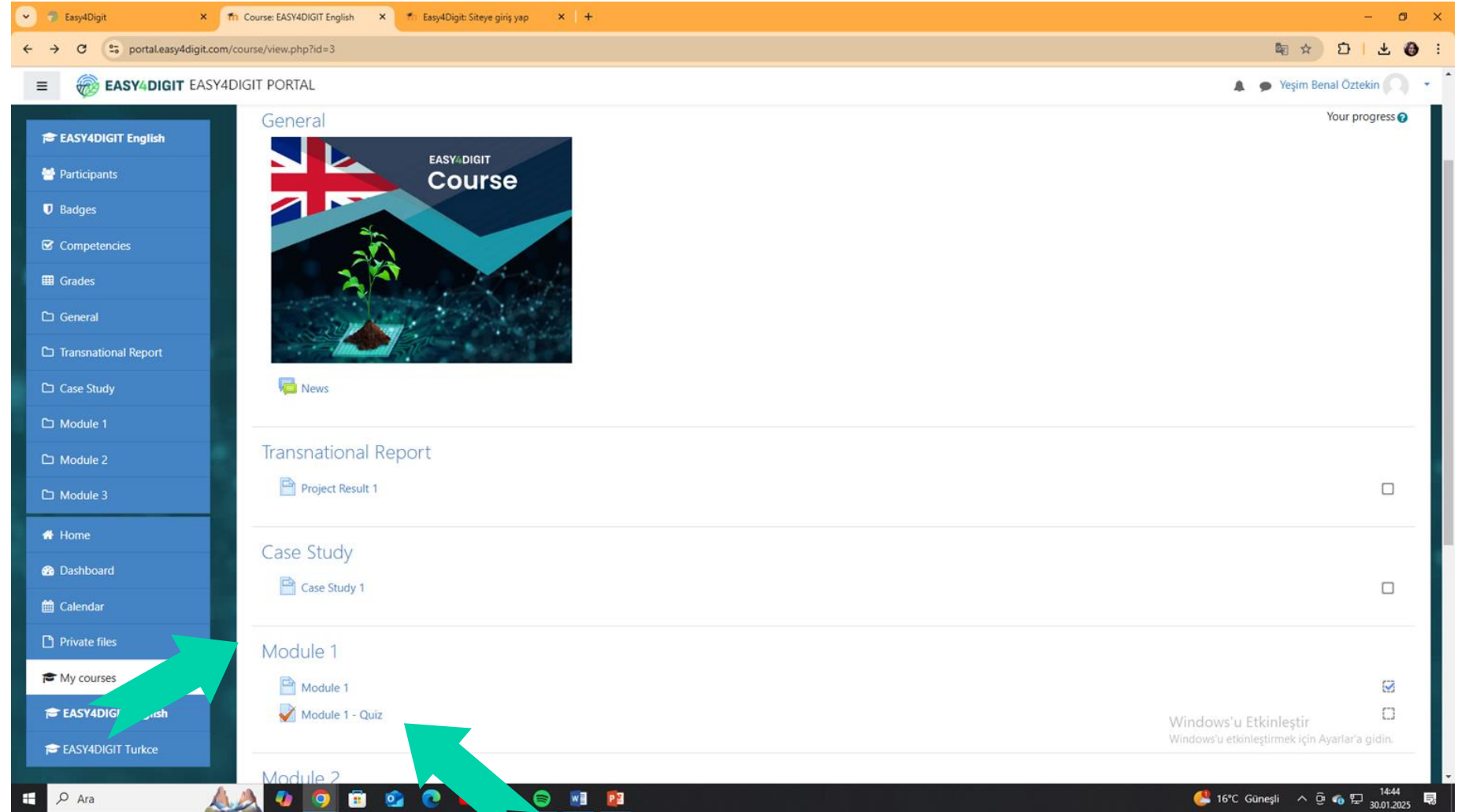
## e-learning Platform «¿Cómo acceder al curso?»

A partir de ahora, solo tendrá que introducir su nombre de usuario y contraseña (en el formulario de esta página) para iniciar sesión y acceder a cualquier curso en el que se haya inscrito.



A screenshot of a web browser showing the login page for EASY4DIGIT. The browser tabs include 'Easy4Digit', 'Easy4Digit: Log in to the site', and 'Easy4Digit: Siteye giriş yap'. The address bar shows 'portal.easy4digit.com/login/index.php?lang=en'. The login form has a header with the EASY4DIGIT logo. Below the logo are two input fields: one for the username 'yurtlu' and one for the password '\*\*\*\*\*'. There is a 'Remember username' checkbox and a 'Log in' button. To the right of the password field, there are links for 'Forgotten your username or password?' and a message 'Cookies must be enabled in your browser'. Below the login form, there is a section for new users: 'Are you here for the first time here? For full access to this site, you first need to create an account.' with a 'Create new account' button. A large green arrow points from the 'Log in' button to the 'Create new account' button. The Windows taskbar is visible at the bottom, showing the time as 14:40 on 30.01.2025 and the temperature as 16°C. The Windows logo is in the bottom left corner, and the text 'You are not logged in. Home Data retention summary' is in the bottom right corner.

Dentro del curso, puede estudiar unidades específicas y, después de estudiarlas, puede realizar una prueba de autoevaluación (cuestionario).



The screenshot displays the EASY4DIGIT e-learning platform interface. The browser address bar shows the URL: [portal.easy4digit.com/course/view.php?id=3](http://portal.easy4digit.com/course/view.php?id=3). The page title is "EASY4DIGIT EASY4DIGIT PORTAL". The user's name, "Yeşim Benal Öztekin", is visible in the top right corner. The main content area is titled "General" and features a banner image with the text "EASY4DIGIT Course" and a small plant growing on a globe. Below the banner, there is a "News" section. The main content area is divided into sections: "Transnational Report" (containing "Project Result 1"), "Case Study" (containing "Case Study 1"), "Module 1" (containing "Module 1" and "Module 1 - Quiz"), and "Module 2". A sidebar on the left contains a navigation menu with items: "EASY4DIGIT English", "Participants", "Badges", "Competencies", "Grades", "General", "Transnational Report", "Case Study", "Module 1", "Module 2", "Module 3", "Home", "Dashboard", "Calendar", "Private files", "My courses", "EASY4DIGIT English", and "EASY4DIGIT Turckce". Two red arrows point to the "My courses" and "Module 1 - Quiz" items. The Windows taskbar at the bottom shows the search bar, taskbar icons, and system tray with the date "30.01.2025" and time "14:44".

Intento de  
cuestionario

The screenshot displays the EASY4DIGIT English platform interface. The browser address bar shows the URL: `portal.easy4digit.com/mod/quiz/view.php?id=6`. The page title is "EASY4DIGIT English". The breadcrumb trail is: `Home / My courses / EASY4DIGIT English / Module 1 / Module 1 - Quiz`. The main content area is titled "Module 1 - Quiz" and "Unite 1 - Sınav". A "Grading method: Highest grade" label is visible. A prominent green arrow points to a grey button labeled "Attempt quiz now". Below the button is a dropdown menu currently showing "Module 1". The left sidebar contains navigation options: "EASY4DIGIT English", "Participants", "Badges", "Competencies", "Grades", "General", "Transnational Report", "Case Study", "Module 1", "Module 2", "Module 3", "Home", "Dashboard", "Calendar", "Private files", "My courses", "EASY4DIGIT English", and "EASY4DIGIT Turke". The footer shows the user is logged in as "Yeşim Benal Öztekin (Log out)" and provides links for "EASY4DIGIT English" and "Data retention summary". The Windows taskbar at the bottom shows the time as 14:49 on 30.01.2025.

Intento de cuestionario

The screenshot displays the EASY4DIGIT English platform interface. The browser address bar shows the URL: `portaleasy4digit.com/mod/quiz/attempt.php?attempt=250&cmid=6`. The page title is "EASY4DIGIT English". The breadcrumb trail is: Home / My courses / EASY4DIGIT English / Module 1 / Module 1 - Quiz.

The main content area displays a quiz question: "What's the meaning of Precision Agriculture?". The question is marked as "Question 1" and "Not yet answered". The question text is: "What's the meaning of Precision Agriculture?". The options are:

- PA allows the farmer to apply the right treatment, in the right place and at the right time
- PA provides methods and techniques to optimize agricultural productions
- PA allows the farmer to calculate the time of a treatment
- PA guarantees greater environmental sustainability, without advantages for economic sustainability
- PA allows the farmer to calculate production costs

The quiz navigation panel on the right shows a progress indicator with 10 questions, where question 1 is currently selected. The "Finish attempt ..." button is visible.

The sidebar on the left contains navigation options: EASY4DIGIT English, Participants, Badges, Competencies, Grades, General, Transnational Report, Case Study, Module 1, Module 2, Module 3, Home, Dashboard, Calendar, Private files, My courses, EASY4DIGIT English, and EASY4DIGIT Turkece. A green arrow points to the "Module 1" option.

The "Next page" button is located at the bottom right of the main content area. A green arrow points to this button.

The footer of the page shows the user is logged in as "Yeşim Benal Öztekin" and provides links for "EASY4DIGIT English" and "Data retention summary". The Windows taskbar at the bottom shows the time as 12:54 on 7.02.2025.

Después de responder a todas las preguntas, haga clic en «Finalizar intento».

The screenshot displays the EASY4DIGIT English portal interface during a quiz attempt. The browser address bar shows the URL: `portaleasy4digit.com/mod/quiz/attempt.php?attempt=250&cmid=6&page=9`. The page title is "EASY4DIGIT English". The breadcrumb trail is: Home / My courses / EASY4DIGIT English / Module 1 / Module 1 - Quiz.

The main content area displays "Question 10" with the text: "Main objective of modern crop management strategies aims to optimize the use of inputs, preferring, when possible, non-chemical one. Choose the wrong system to prevent plant diseases:". Below this text are five radio button options:

- Choice of tractor: for field operations, choose an appropriate tractor to ensure low environmental impact
- Agronomic operations: plowing, pruning, crop rotations, fertilization
- Mechanical systems: removing parts of the plant affected by the disease or eliminating phytophagous
- Biological systems: releasing or promoting the presence of other living organisms in the environment that predate phytophagous
- Physical systems: chromotropic, light or pheromone traps for the mass capture of insects

At the bottom right of the question area, a red arrow points to a blue button labeled "Finish attempt ...".

The left sidebar contains navigation options: EASY4DIGIT English, Participants, Badges, Competencies, Grades, General, Transnational Report, Case Study, Module 1 (highlighted), Module 2, Module 3, Home, Dashboard, Calendar, Private files, My courses, EASY4DIGIT English, and EASY4DIGIT Turkce.

The bottom right corner of the page shows a Windows notification: "Windows'u Etkinleştir Windows'u etkinleştirmek için Ayarlar'a gidin." and a system tray with the date "7.02.2025" and time "12:56".

Intento de cuestionario

Haga clic en «Enviar todo y finalizar»

The screenshot displays the EASY4DIGIT portal interface. On the left is a blue sidebar with navigation options: EASY4DIGIT English, Participants, Badges, Competencies, Grades, General, Transnational Report, Case Study, Module 1, Module 2, Module 3, Home, Dashboard, Calendar, Private files, My courses, EASY4DIGIT English, and EASY4DIGIT Turcse. The main content area shows a 'Summary of attempts' table with 10 rows. The first 9 rows have 'Answer saved' status, while the 10th row has 'Not yet answered'. Below the table are two buttons: 'Return to attempt' and 'Submit all and finish'. A green arrow points to the 'Submit all and finish' button. At the bottom, there is a 'Jump to...' dropdown menu and a footer with user information: 'You are logged in as Yeşim Benal Öztekin (Log out) EASY4DIGIT English Data retention summary'. The Windows taskbar is visible at the bottom of the screen.

| Question | Status           |
|----------|------------------|
| 1        | Answer saved     |
| 2        | Answer saved     |
| 3        | Answer saved     |
| 4        | Answer saved     |
| 5        | Answer saved     |
| 6        | Answer saved     |
| 7        | Answer saved     |
| 8        | Answer saved     |
| 9        | Not yet answered |
| 10       | Answer saved     |

Intento de cuestionario

Haga clic en «Enviar todo y finalizar»

The screenshot displays the EASY4DIGIT portal interface. On the left is a navigation menu with options like 'EASY4DIGIT English', 'Participants', 'Badges', 'Competencies', 'Grades', 'General', 'Transnational Report', 'Case Study', 'Module 1', 'Module 2', 'Module 3', 'Home', 'Dashboard', 'Calendar', 'Private files', 'My courses', and 'EASY4DIGIT Turkce'. The main content area shows a 'Quiz Attempt Summary' table with columns for 'Question' and 'Status'. The table lists 10 questions, with the first 8 marked 'Answer saved' and the last two 'Not Answered'. A 'Submit all and finish' button is visible at the bottom of the table. A 'Confirmation' dialog box is overlaid on the table, with a green arrow pointing to the 'Submit all and finish' button. The dialog box contains the text: 'Once you submit, you will no longer be able to change your answers for this attempt.' and has 'Submit all and finish' and 'Cancel' buttons. The user's name 'Yeşim Benal Öztekin' is visible in the top right corner. The bottom of the screen shows a Windows taskbar with the time 13:04 and date 7.02.2025.

| Question | Status       |
|----------|--------------|
| 1        | Answer saved |
| 2        | Answer saved |
| 3        | Answer saved |
| 4        | Answer saved |
| 5        | Answer saved |
| 6        | Answer saved |
| 7        | Answer saved |
| 8        | Answer saved |
| 9        | Not Answered |
| 10       | Not Answered |

Intento de prueba

Se mostrará una vista previa de su intento, con indicación de las respuestas correctas e incorrectas, las marcas y la calificación. Desplácese hacia abajo...

Easy4Digit portal.easy4digit.com/mod/quiz/review.php?attempt=234&cmid=6

EASY4DIGIT EASY4DIGIT PORTAL

EASY4DIGIT English

Home / My courses / EASY4DIGIT English / Module 1 / Module 1 - Quiz

|              |                                     |
|--------------|-------------------------------------|
| Started on   | Wednesday, 5 February 2025, 5:52 AM |
| State        | Finished                            |
| Completed on | Wednesday, 5 February 2025, 5:52 AM |
| Time taken   | 26 secs                             |
| Grade        | 20.00 out of 100.00                 |

Question 1  
Incorrect  
Mark 0.00 out of 10.00  
Flag question

What's the meaning of Precision Agriculture?

- PA allows the farmer to calculate the time of a treatment
- PA guarantees greater environmental sustainability, without advantages for economic sustainability
- PA allows the farmer to apply the right treatment, in the right place and at the right time
- PA allows the farmer to calculate production costs
- PA provides methods and techniques to optimize agricultural productions

Cevabınız yanlıştır.

Question 2  
Incorrect  
Mark 0.00 out of 10.00  
Flag question

Which one answer is not related to Precision agriculture?

- Internet of things
- Sensors and actuators
- Remote sensing
- Quality management
- Decision support systems

Quiz navigation

1 2 3 4 5 6 7 8 9 10

Show one page at a time  
Finish review

Windows'u Etkinleştir  
Windows'u etkinleştirmek için Ayarlar'a gidin.

13:07  
Eşleşme  
7.02.2025

Intento de examen

Haga clic en «Finalizar  
revisión»

Si no aprueba el examen, le  
recomendamos que vuelva  
a realizarlo después de  
revisar el tema.

The screenshot displays the EASY4DIGIT e-learning platform interface. The browser address bar shows the URL: `portal.easy4digit.com/mod/quiz/review.php?attempt=234&cmid=6`. The page title is "Module 1 - Quiz: Attempt review". The user is logged in as "Yeşim Benal Öztekin".

The interface features a sidebar menu on the left with the following items: EASY4DIGIT English, Participants, Badges, Competencies, Grades, General, Transnational Report, Case Study, Module 1 (selected), Module 2, Module 3, Home, Dashboard, Calendar, Private files, My courses, EASY4DIGIT English, and EASY4DIGIT Turkece.

The main content area shows a quiz question with a score of 10.00. The question is: "Main objective of modern crop management strategies aims to optimize the use of inputs, preferring, when possible, non-chemical one. Choose the wrong system to prevent plant diseases:". The correct answer is "Choice of tractor: for field operations, choose an appropriate tractor to ensure low environmental impact". The other options are: "improve quality management of the farm", "Professionally and accurately plan intervention methods to maintain optimal production conditions at all times", "Save energy", "Reduce product losses", "Mechanical systems: removing parts of the plant affected by the disease or eliminating phytophagous", "Agronomic operations: plowing, pruning, crop rotations, fertilization", "Physical systems: chromotropic, light or pheromone traps for the mass capture of insects", and "Biological systems: releasing or promoting the presence of other living organisms in the environment that predate phytophagous".

At the bottom right of the main content area, there is a "Finish review" button, which is highlighted with a green arrow. Below the "Finish review" button, there is a "Jump to..." dropdown menu and a "Module 2" link.

The footer of the page shows the user is logged in as "Yeşim Benal Öztekin" and provides links for "EASY4DIGIT English" and "Data retention summary". The Windows taskbar at the bottom shows the time as 13:07 on 7.02.2025.

Después de responder a todas las preguntas, haga clic en «Finalizar intento».

The screenshot displays the EASY4DIGIT English portal during a quiz attempt. The browser address bar shows the URL: `portaleasy4digit.com/mod/quiz/attempt.php?attempt=250&cmid=6&page=9`. The page title is "EASY4DIGIT English" and the breadcrumb trail is "Home / My courses / EASY4DIGIT English / Module 1 / Module 1 - Quiz".

The main content area shows "Question 10" with the text: "Main objective of modern crop management strategies aims to optimize the use of inputs, preferring, when possible, non-chemical one. Choose the wrong system to prevent plant diseases:". Below this text are five radio button options:

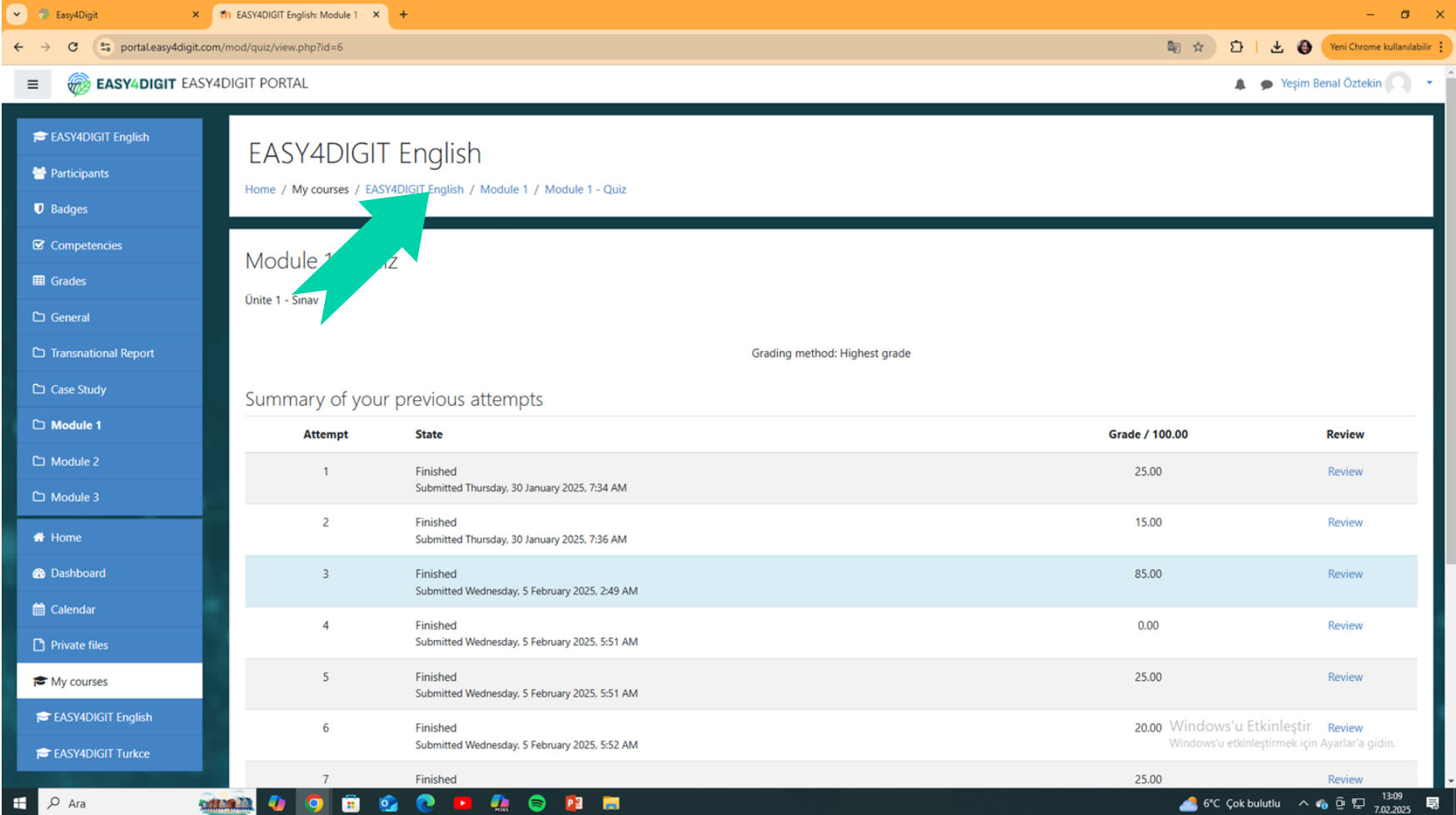
- Choice of tractor: for field operations, choose an appropriate tractor to ensure low environmental impact
- Agronomic operations: plowing, pruning, crop rotations, fertilization
- Mechanical systems: removing parts of the plant affected by the disease or eliminating phytophagous
- Biological systems: releasing or promoting the presence of other living organisms in the environment that predate phytophagous
- Physical systems: chromotropic, light or pheromone traps for the mass capture of insects

A large green arrow points to the "Finish attempt ..." button located at the bottom right of the question area. The "Quiz navigation" panel on the right shows a grid of question numbers 1 through 9, with question 10 highlighted. Below the grid is a "Finish attempt ..." link.

The bottom of the page shows a Windows taskbar with the system tray displaying the time as 12:56 on 7.02.2025 and the currency as GBP/TRY +%0.52. A Windows notification for "Windows'u Etkinleştir" is visible in the bottom right corner.

Intento de cuestionario

Se mostrará un resumen de su intento. Vuelva al curso y continúe con el siguiente módulo.



The screenshot shows the EASY4DIGIT English portal interface. The left sidebar contains navigation options: EASY4DIGIT English, Participants, Badges, Competencies, Grades, General, Transnational Report, Case Study, Module 1 (highlighted), Module 2, and Module 3. Below these are Home, Dashboard, Calendar, Private files, My courses, and two course entries: EASY4DIGIT English and EASY4DIGIT Turckce.

The main content area displays the course title 'EASY4DIGIT English' and the current page 'Module 1 - Quiz'. A green arrow points to the 'Module 1 - Quiz' link in the breadcrumb trail. Below the title, it indicates 'Grading method: Highest grade'.

The 'Summary of your previous attempts' section contains a table with the following data:

| Attempt | State   | Grade / 100.00 | Review                 |
|---------|---|----------------|------------------------|
| 1       | Finished<br>Submitted Thursday, 30 January 2025, 7:34 AM  | 25.00          | <a href="#">Review</a> |
| 2       | Finished<br>Submitted Thursday, 30 January 2025, 7:36 AM  | 15.00          | <a href="#">Review</a> |
| 3       | Finished<br>Submitted Wednesday, 5 February 2025, 2:49 AM | 85.00          | <a href="#">Review</a> |
| 4       | Finished<br>Submitted Wednesday, 5 February 2025, 5:51 AM | 0.00           | <a href="#">Review</a> |
| 5       | Finished<br>Submitted Wednesday, 5 February 2025, 5:51 AM | 25.00          | <a href="#">Review</a> |
| 6       | Finished<br>Submitted Wednesday, 5 February 2025, 5:52 AM | 20.00          | <a href="#">Review</a> |
| 7       | Finished  | 25.00          | <a href="#">Review</a> |

The bottom of the screenshot shows a Windows taskbar with the time 13:09 and date 7.02.2025.

Después de completar y aprobar todos los módulos y pruebas, puede descargar su Certificado, que le proporcionará la prueba de que ha completado con éxito el curso en línea EASY4DIGIT.

Haga clic en «Certificado».

Course

News

Unit - 1

Unit - 2

Unit - 3

Unit - 4

Unit 4

Unit 4 - Quiz

Certificate of Completion

No estará disponible a menos que se completen y aprueben todas las pruebas (PRUEBA 1- PRUEBA 3).

«Certificado»



The certificate features a dark teal header with the EASY4DIGIT logo and name. The main body has a light blue background with a wavy pattern. The recipient's name is prominently displayed in the center. Below the name, the text states that the recipient has successfully completed the course. At the bottom, there are fields for the date and security code, along with logos for various partner organizations and the Erasmus+ program.

**EASY4DIGIT**

## EDUCATION CERTIFICATE

Dear;


### Yesim Benal Öztekin

successfully completed the EASY4DIGIT Course and was awarded this certificate.

Date: 12/10/24      Security Code: DRtFYTDxSw

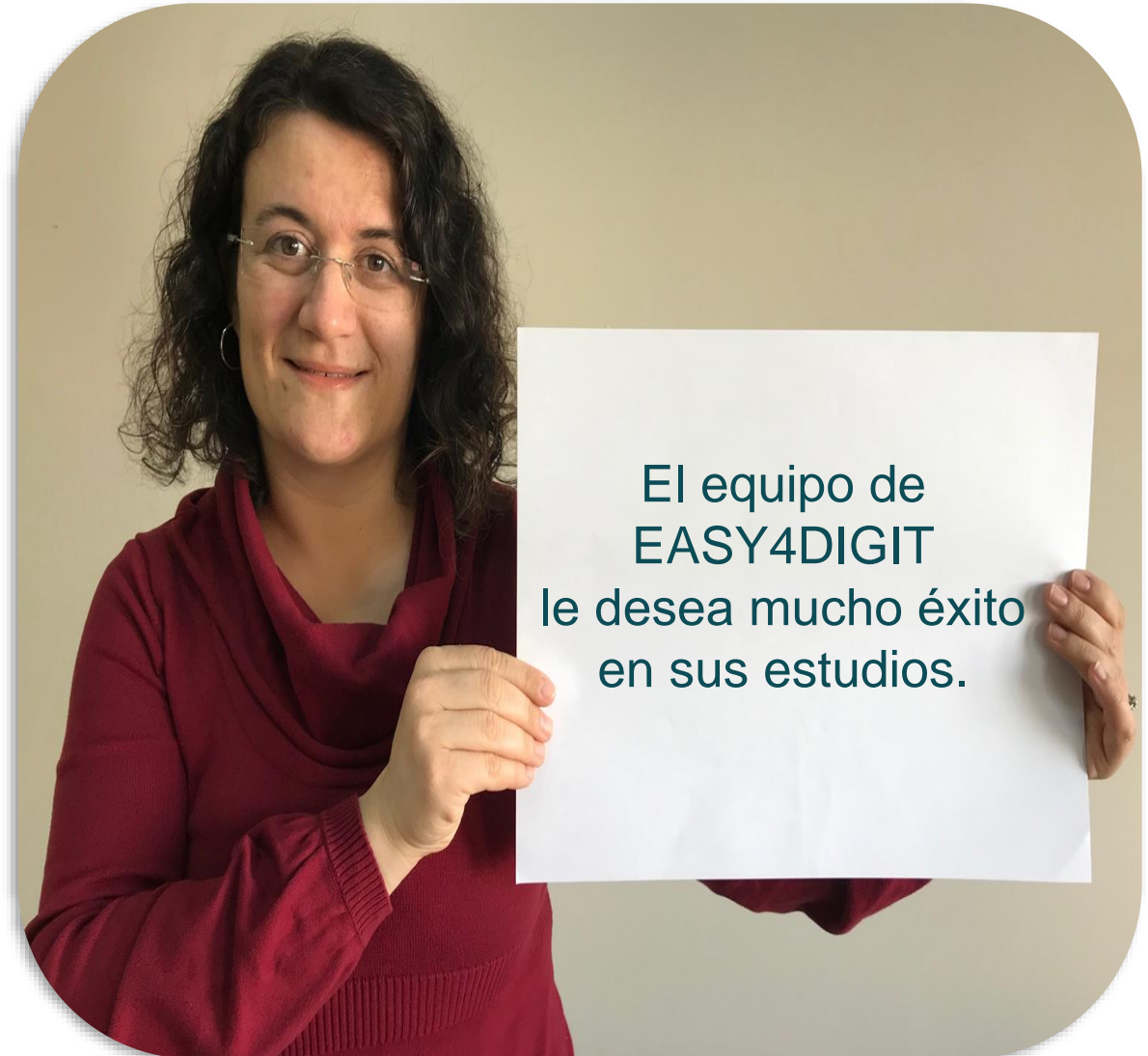
Erasmus+

Logos at the bottom: ANASSA UNIVERSITY, ASSOCIAZIONE AGRICOLTURA E VITA (AV), CUCURUOVA UNIVERSITY, COAG, projects, ENAMA SERVIZI S.R.L.



# e-learning Platform

## «Finalizar el curso





Project coordinator

---



Partners

---



Co-funded by  
the European Union

Funded by the European Union. Views and opinions expressed are however those of the author(s) only and do not necessarily reflect those of the European Union or the European Education and Culture Executive Agency (EACEA). Neither the European Union nor EACEA can be held responsible for them.